

# *The State of eRecording Across The Country*

*PRIA Annual Conference*

*Memphis, TN*

*August 30, 2012*



All Material © 2012 Property Records Industry Association.  
All Rights Reserved. Unauthorized Use Prohibited.

# Where were we 3 years ago?

- 432 jurisdictions were eRecording
- 33.3% of the population lived in those jurisdictions
- 19 states had no eRecording

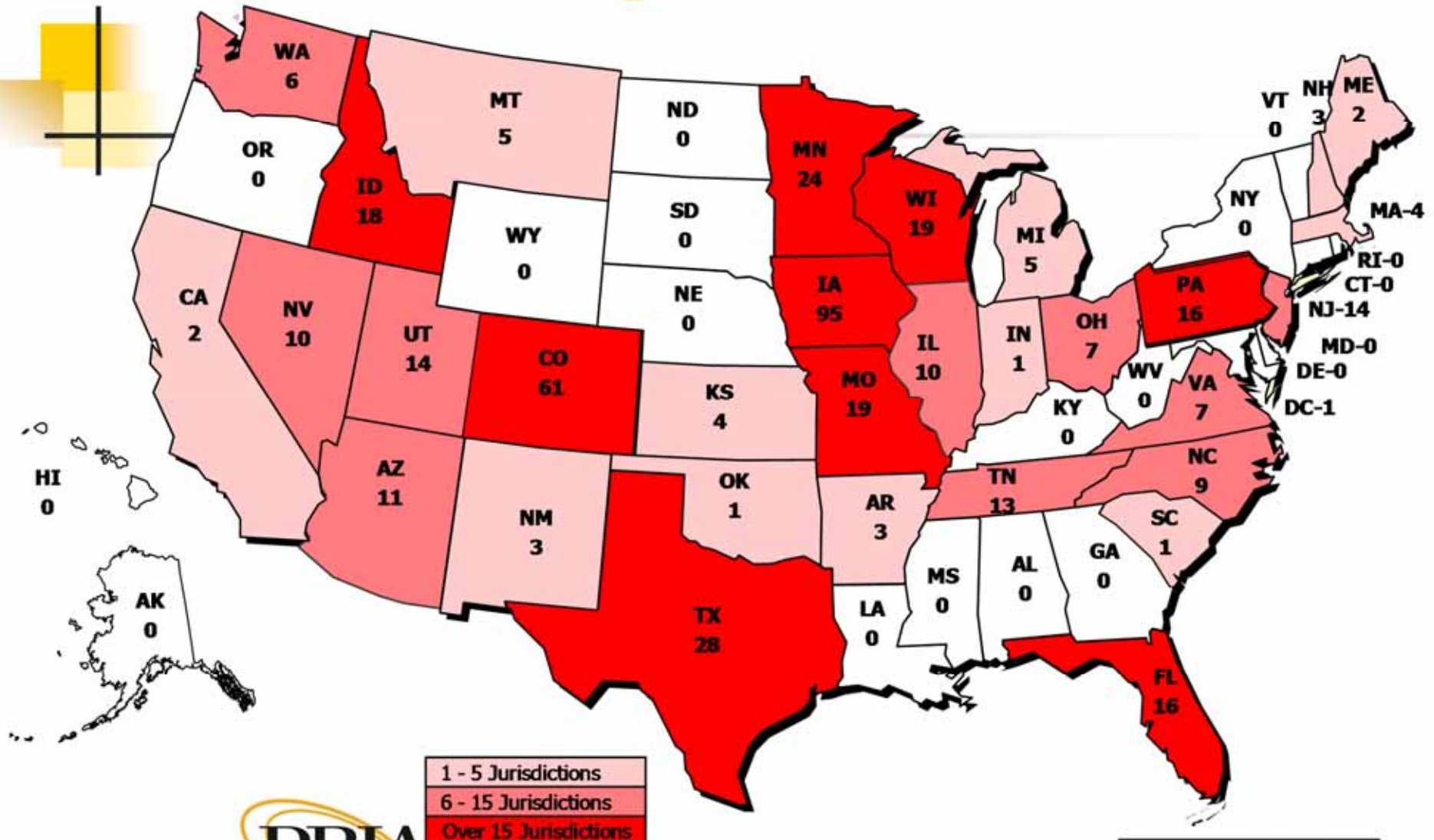
# Where are we today?

- 820 jurisdictions are now eRecording
- 54.4% of the population lives in these jurisdictions
- 10 states have no eRecording

# A long way to go

- Added between 10 and 11 jurisdictions per month
- About 2800 still not eRecording
- Nearly 22 years before everyone enabled (at current pace)

# eRecording Jurisdictions



1 - 5 Jurisdictions  
6 - 15 Jurisdictions  
Over 15 Jurisdictions

432 Jurisdictions are accepting eRecordings

Updated August 2009

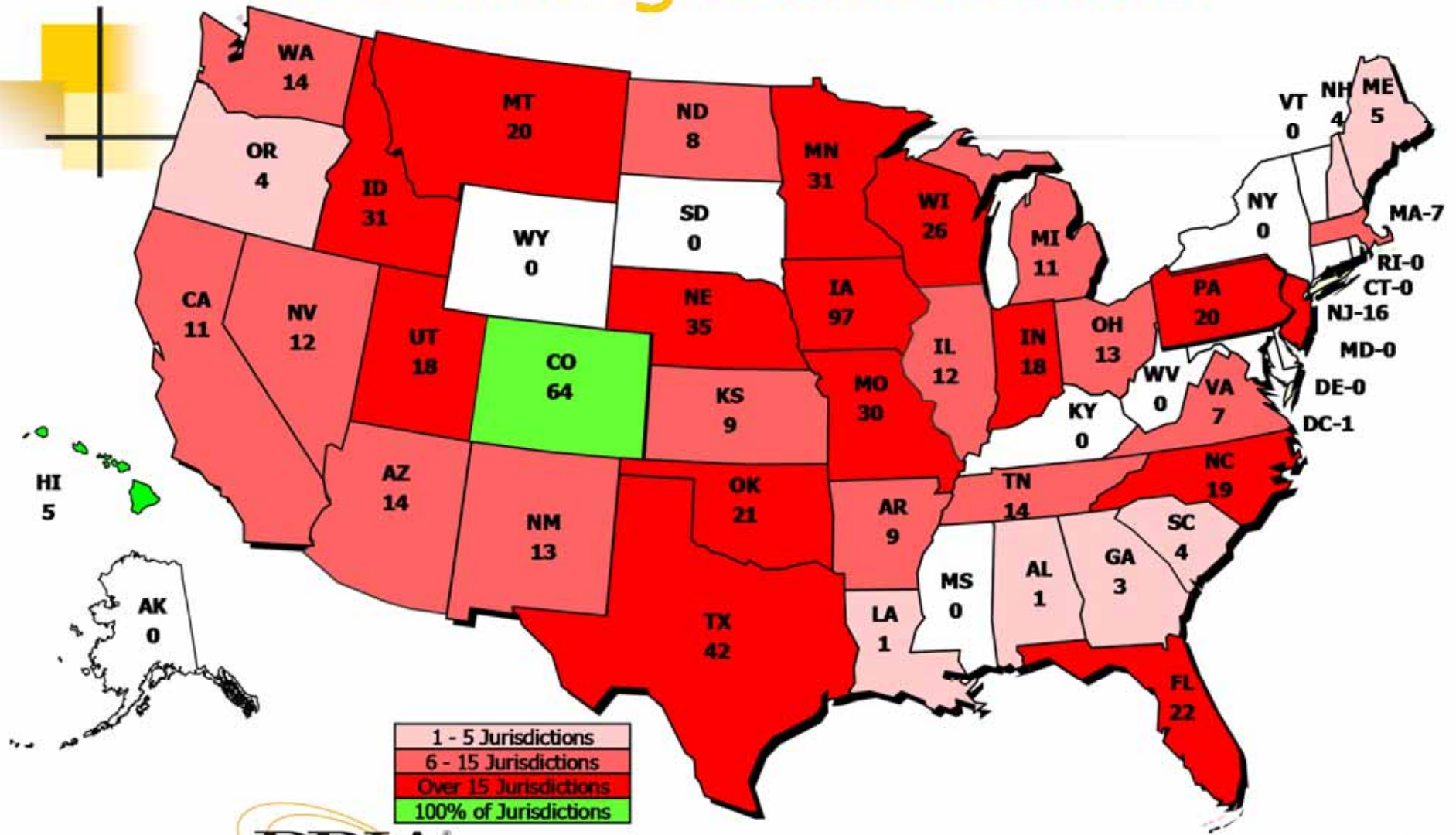


Property Records Industry Association • [www.pria.us](http://www.pria.us)

©2009 Property Records Industry Association (PRIA)



# eRecording Jurisdictions



1 - 5 Jurisdictions  
 6 - 15 Jurisdictions  
 Over 15 Jurisdictions  
 100% of Jurisdictions

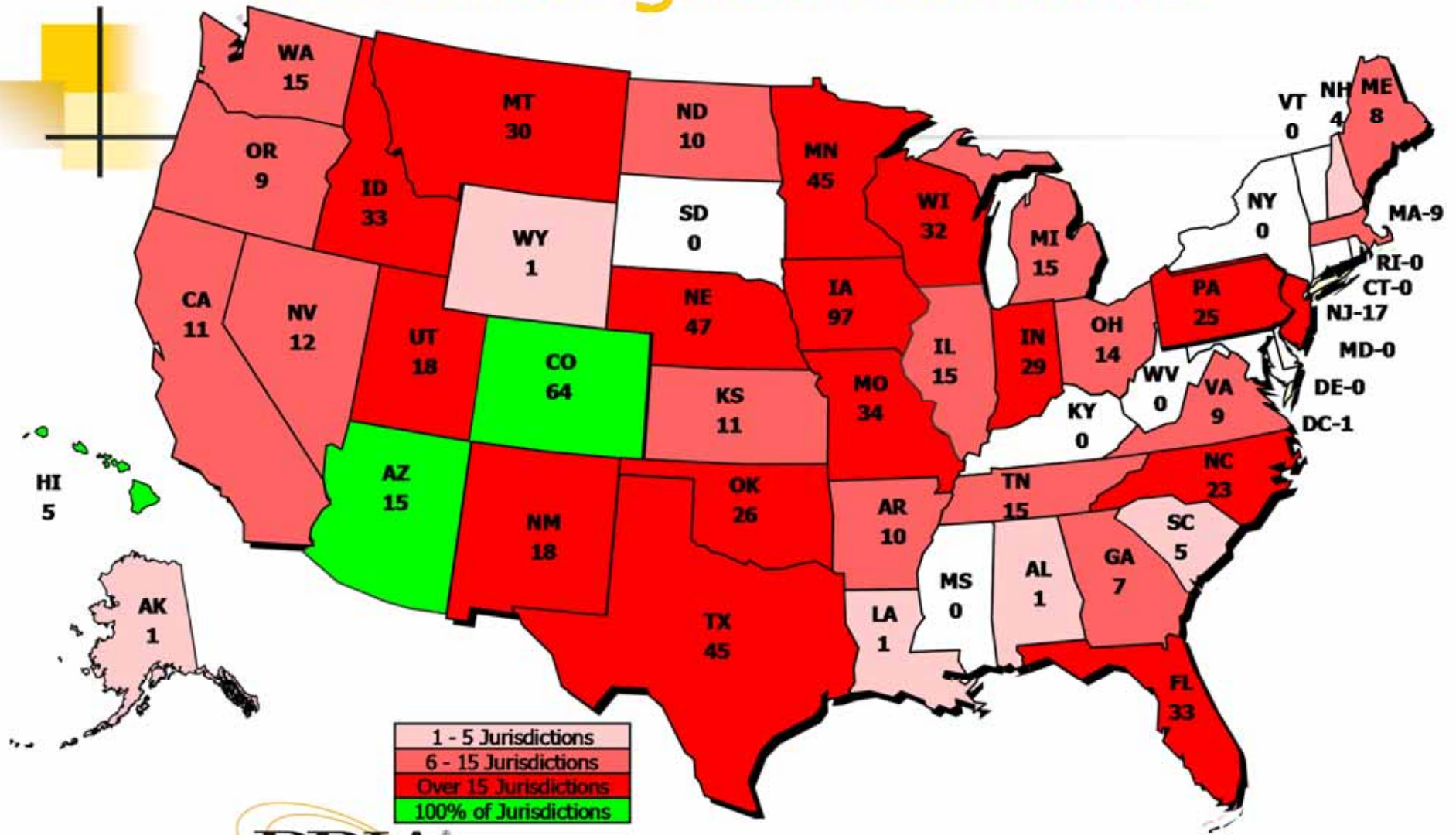
693 Jurisdictions are accepting eRecordings

Updated August 2011



Property Records Industry Association • [www.pria.us](http://www.pria.us)

# eRecording Jurisdictions



820 Jurisdictions are accepting eRecordings

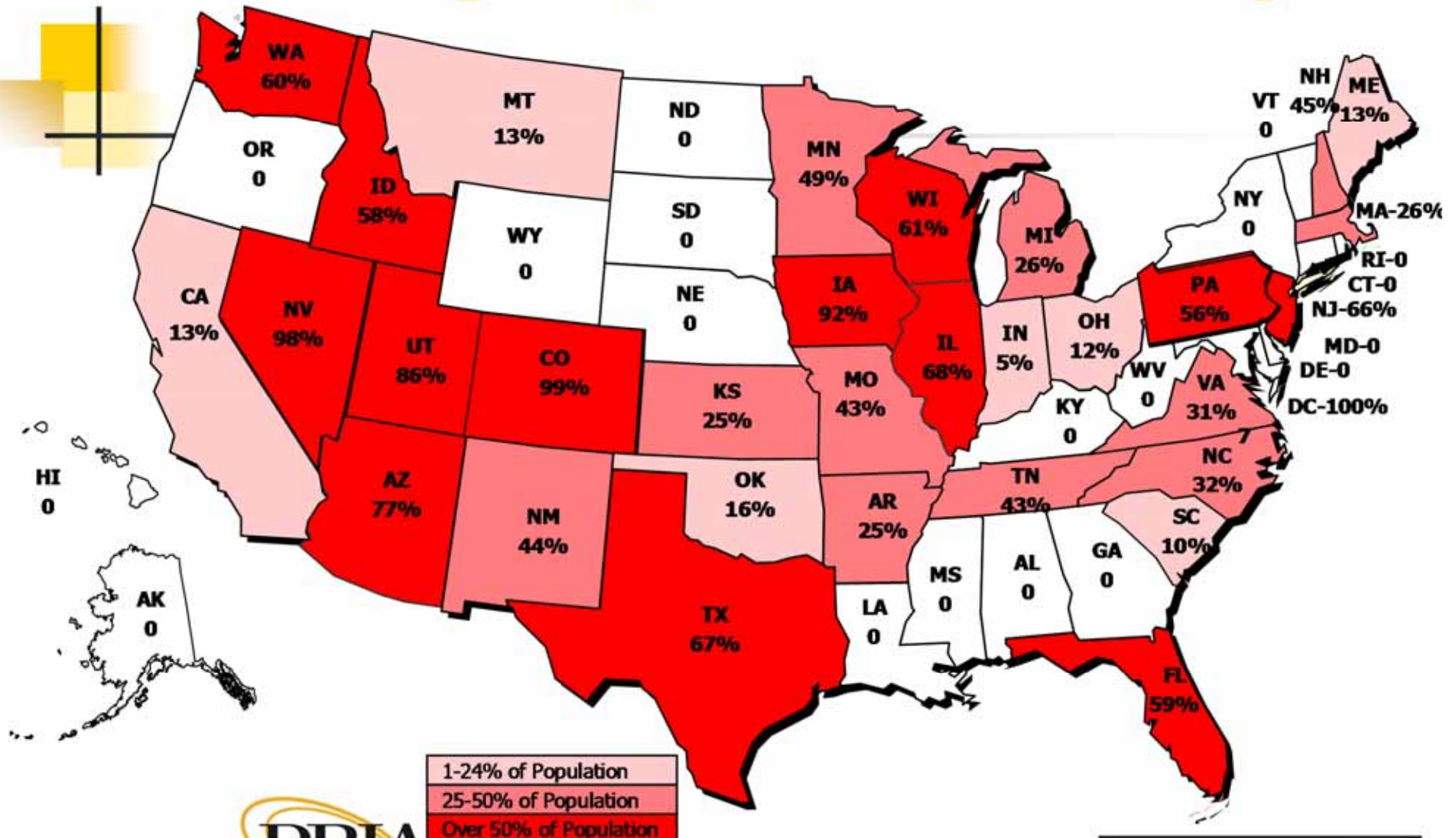
Updated August 2012



Property Records Industry Association • [www.pria.us](http://www.pria.us)



# eRecording Population Coverage



1-24% of Population  
 25-50% of Population  
 Over 50% of Population

33.3% of the U.S. population live in eRecording jurisdictions

Updated August 2009

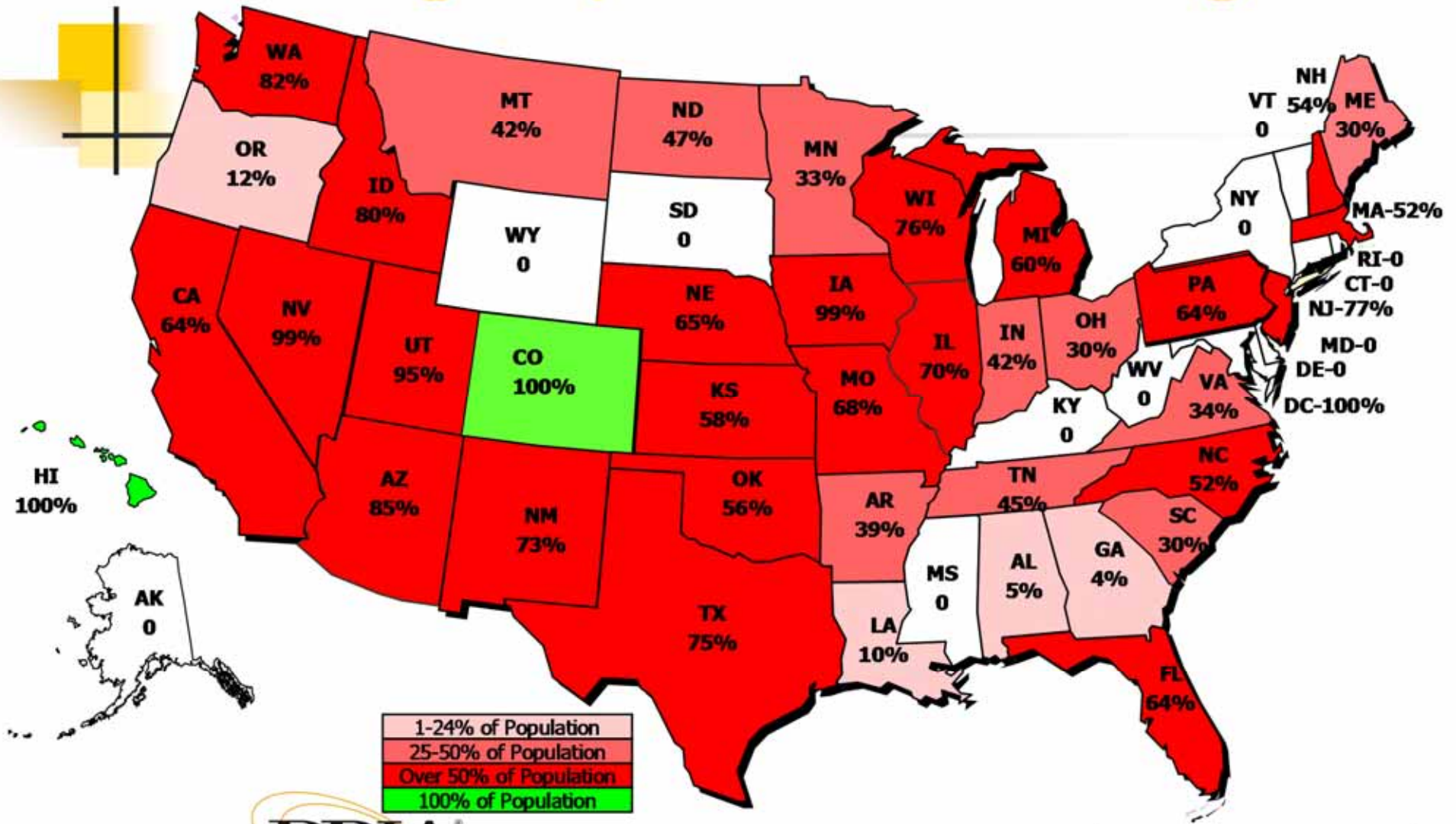


Property Records Industry Association • [www.pria.us](http://www.pria.us)

©2009 Property Records Industry Association (PRIA)



# eRecording Population Coverage



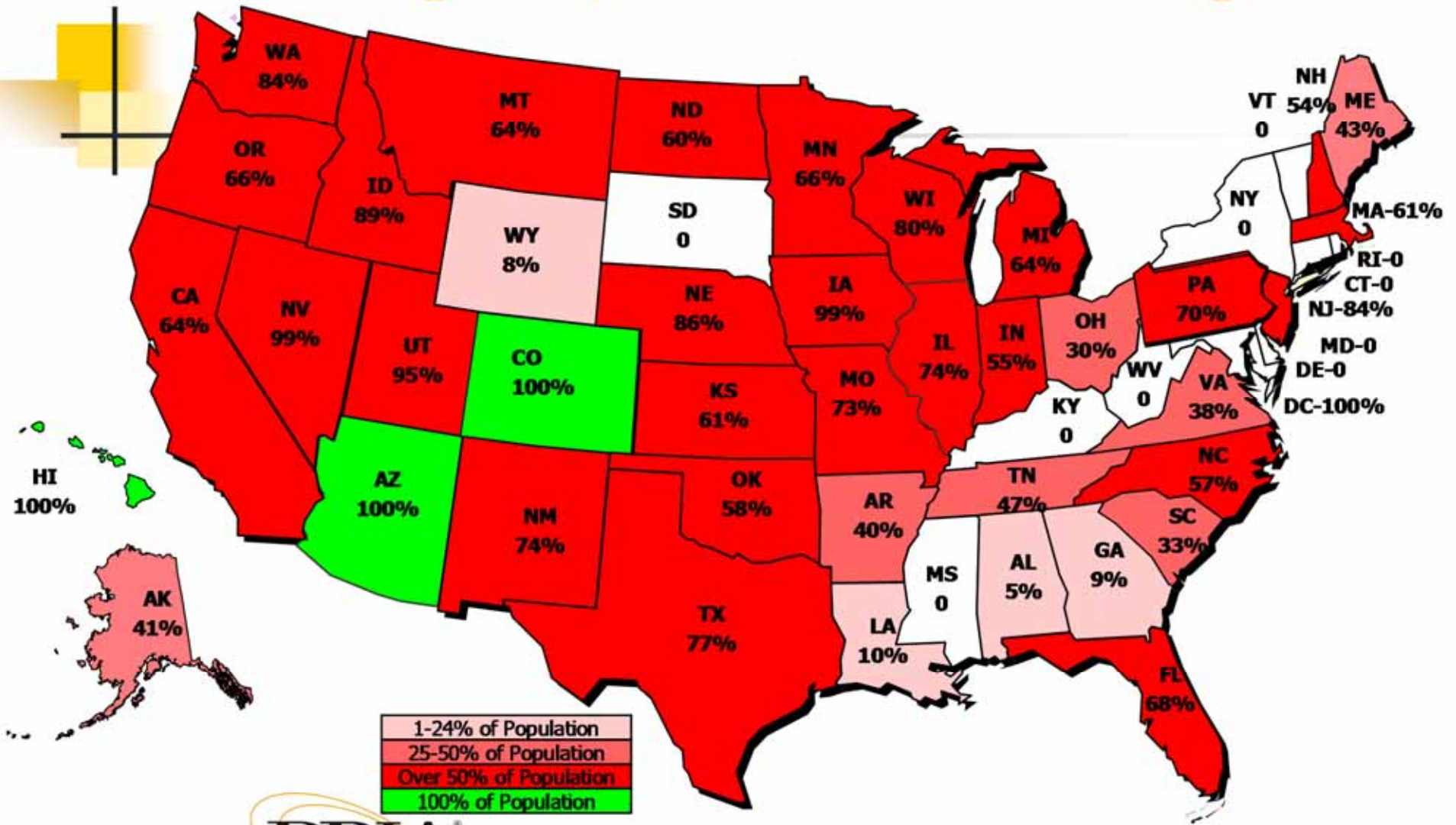
**50.1% of the U.S. population live in eRecording jurisdictions**

Updated August 2011



Property Records Industry Association • [www.pria.us](http://www.pria.us)

# eRecording Population Coverage



**54.4% of the U.S. population live in eRecording jurisdictions**

Updated August 2012



Property Records Industry Association • [www.pria.us](http://www.pria.us)

©2012 Property Records Industry Association (PRIA)

# 100% States

- District of Columbia
- Hawaii
- Colorado
- Arizona

# Near 100% States

- Iowa - 97 of 99 counties
- New Jersey - 17 of 21 counties
- Nevada - 12 of 17 counties
- Utah - 18 of 29 counties
- Idaho - 33 of 44 counties



# States with no eRecording - 2009

- Alabama
- Alaska
- Connecticut
- Delaware
- Georgia
- Hawaii
- Kentucky
- Louisiana
- Maryland
- Mississippi
- Nebraska
- New York
- North Dakota
- Oregon
- Rhode Island
- South Dakota
- Vermont
- West Virginia
- Wyoming

# States with no eRecording - 2011

- Alabama
- Alaska
- Connecticut
- Delaware
- Georgia
- Hawaii
- Kentucky
- Louisiana
- Maryland
- Mississippi
- Nebraska
- New York
- North Dakota
- Oregon
- Rhode Island
- South Dakota
- Vermont
- West Virginia
- Wyoming

# States with no eRecording - 2012

- Alabama
- Alaska
- Connecticut
- Delaware
- Georgia
- Hawaii
- Kentucky
- Louisiana
- Maryland
- Mississippi
- Nebraska
- New York
- North Dakota
- Oregon
- Rhode Island
- South Dakota
- Vermont
- West Virginia
- Wyoming

# Fastest Growing State

**NEBRASKA**  
**0-47 IN 3 YEARS**



# Thank You

Thank you for your  
continued support of  
eRecording